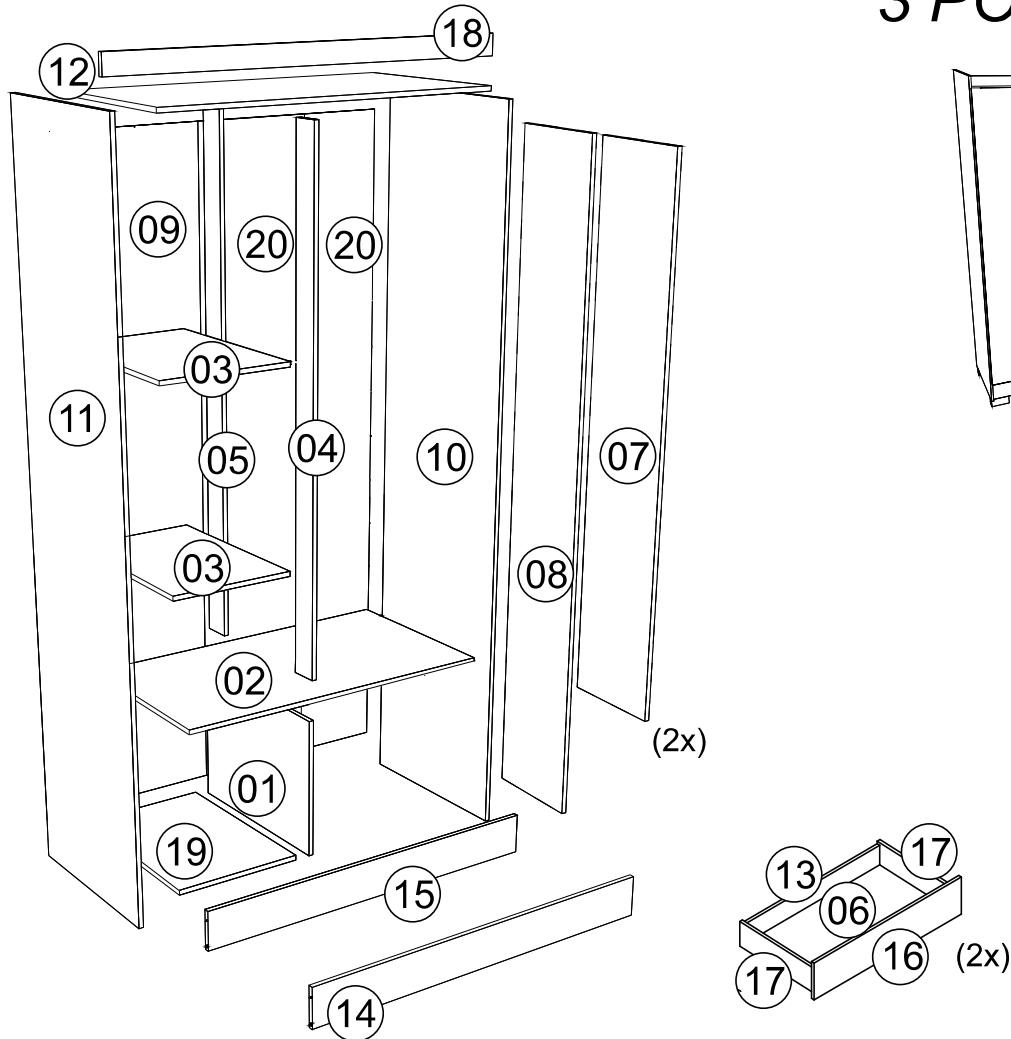




Roupeiro
Ropero
Closet
SANTIAGO
3 PORTAS




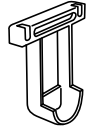
Nº	CÓDIGO CODE ASSISTÊNCIA ATTENDANCE	NOME DA PEÇA/DESCRIPCIÓN PIEZAS/DESCRIPTION PARTS	MEDIDAS (mm) MEASURES (mm)	QTD.	MARROCOS MARROCOS RIPADO	MARROCOS OFF WHITE
01	RG174.19.00	Lateral interna central/Divisória interna/Inner side	453x350x12	01	318790	318790
02	RG174.04.00	Base sob gaveta/Base/Shelf	771x453x12	01	318784	318784
03	RG174.02.00	Base interna/Base interna/Shelf	453x253x12	02	323083	323083
04	RG174.06.00	Ripa batente frontal/Listones/Battens	1306x70x12	01	318785	318785
05	RG174.06.01	Ripa batente/Listones/Battens	1306x70x12	01	318710	318710
06	RG174.34.01	Forro gaveta/Revés cajón/Botton	480x355x2,5	02	327017	327017
07	RG174.25.01	Porta/Puerta/Door	1676x261x12	02	318831	321921
08	RG174.25.00	Porta/Puerta/Door	1314x255x12	02	318830	321941
09	RG174.13.00	Forro/Revés/botton	1680x265x2,5	01	318712	318712
10	RG174.17.00	Lateral externa direita/Lateral derecha/Inner side	1830x453x12	01	318788	318788
11	RG174.18.00	Lateral externa esquerda/Lateral izquierda/Inner side	1830x453x12	01	318789	318789
12	RG174.05.00	Base superior/Base superior/Shelf	771x453x12	01	318783	318783
13	RG174.29.01	Ripa traseiro de gaveta/Listón del cajón trasero/Rear drawer slat	449x80x15	02	327015	327015
14	RG174.30.00	Rodapé frontal/Zócalo delantero/Front panel	771x100x12	01	318793	318793
15	RG174.32.00	Rodapé traseiro/Zócalo de atrás/Border back	771x100x12	01	318723	318723
16	RG174.14.00	Frente gaveta/Frente cajón/Drawer front	514x177x12	02	318952	321940
17	RG174.15.00	Lateral de gaveta/Lado del cajón/Drawer side	350x100x15	04	318715	318715
18	RG174.07.00	Chapéu/Detalle superior/Hat	771x50x12	01	318786	318786
19	RG174.01.00	Base inferior/Base/Shelf	453x253x12	01	318782	318782
20	RG174.13.01	Forro/Revés/botton	1680x259x2,5	01	318713	318713


Ferragens/Herrajes/Hardware

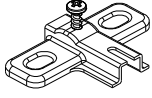
A  **16x**
Cód 873
Cavilha/Clavija/Peg Ø 6,0x30mm


B  **34x**
Cód 691
Parafuso/Tornillo/Screw 3,5x40mm Chat

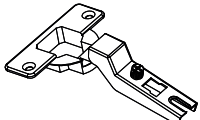
C  **26x**
Cód 11413
Parafuso/Tornillo/Screw 3x12mm Chat

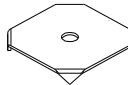
D  **01x**
Cód 11007
Suporte cabideiro/Suporte U /Closed bracket


E  **12x**
Cód 667
Parafuso/Tornillo/Screw 4x14mm Chat

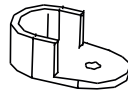
F  **09x**
Cód 12539
Calço dobradiça/Calzo de visagra/ Chock to hinge

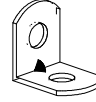
G  **01x**
Cód 8255
Bisnaga cola/tubo de pegamento/glue tube


H  **09x**
Cód 10269
Dobradiça/Visagra/ Hinge

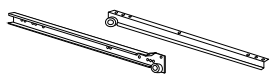
I  **08x**
Cód 7169
Fixador costa/Ujetador de orilla/Shore fastener

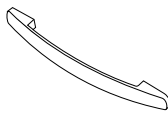
J  **53x**
Cód 822
Prego/Clavo/Nail


K  **01x**
Cód 3635
Suporte cabideiro/Soporte de suspensión/
hanger support

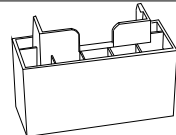
L  **07x**
Cód 7168
Cantoneira metálica/angulo metálico
Metal angle bracket


M  **01x**
Cód 10872
Cabideiro/Tendedeiro/Wooden hanger 496mm

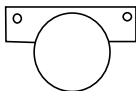
N  **02x**
Cód 594
Corrediças/Diapositivas/Slides


O  **05x**
Cód 10034
Puxador/Manija/Puller


P  **10x**
Cód 692
Parafuso/Tornillo/Screw 3,5x25mm Chat


Q  **04x**
Cód 8181
Cód 4083
Pé plástico/Pie de plástico/Plastic foot

R  **08x**
Cód 9567
Parafuso/Tornillo/Screw 3X22mm Chat

S  **09x**
Cód 10483
Distanciador de dobradiça / Distanciador de Visagra


T  **36x**
Cód 7604
Parafuso/Tornillo/Screw 4x12mm Chat

U  **01x**
Cód 9995
Perfil/Profile Chat

V  **02x**
Cód 591
Parafuso/Tornillo/Screw 3,5x20mm Chat



Medidas em mm
Measures in mm
Mesuras en mm


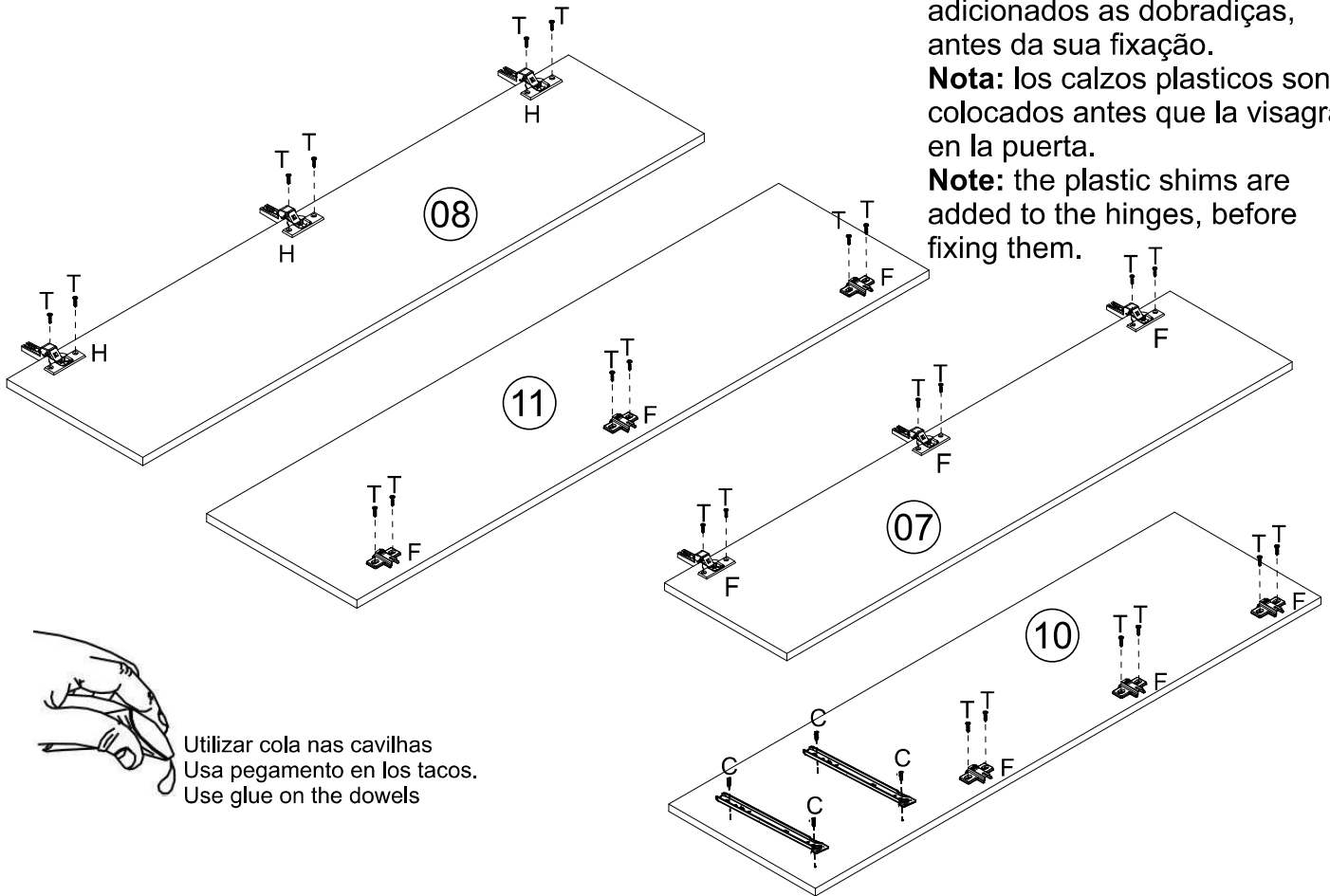


Pré-Montagem/Preparación Piezas/ Pre-assembly

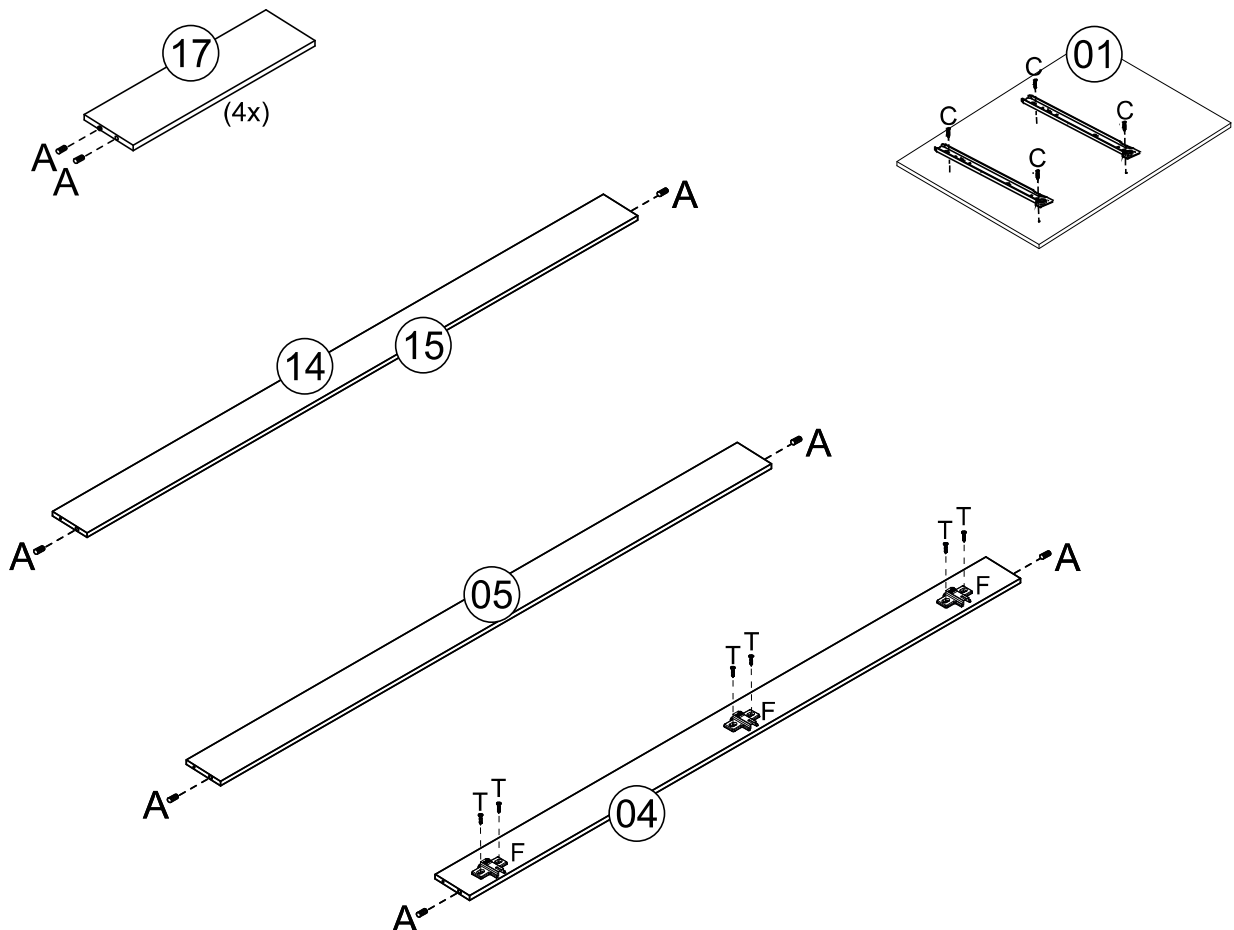
Obs: os calços plásticos são adicionados as dobradiças, antes da sua fixação.

Nota: los calzos plasticos son colocados antes que la visagra en la puerta.

Note: the plastic shims are added to the hinges, before fixing them.

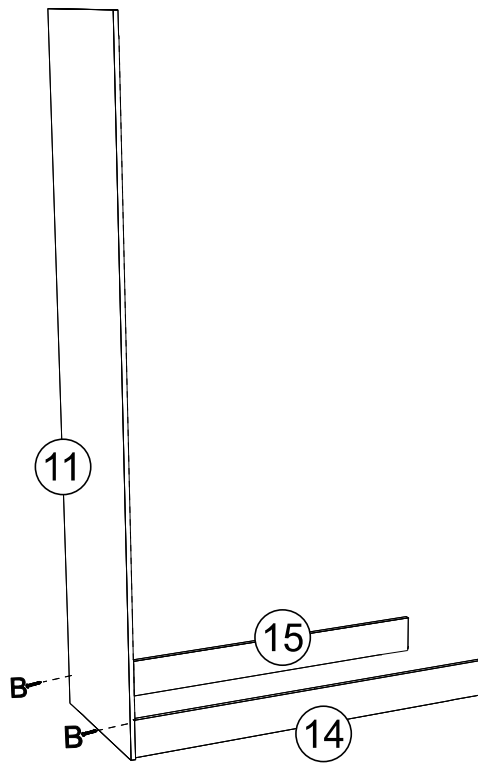


Utilizar cola nas cavilhas
 Usa pegamento en los tacos.
 Use glue on the dowels

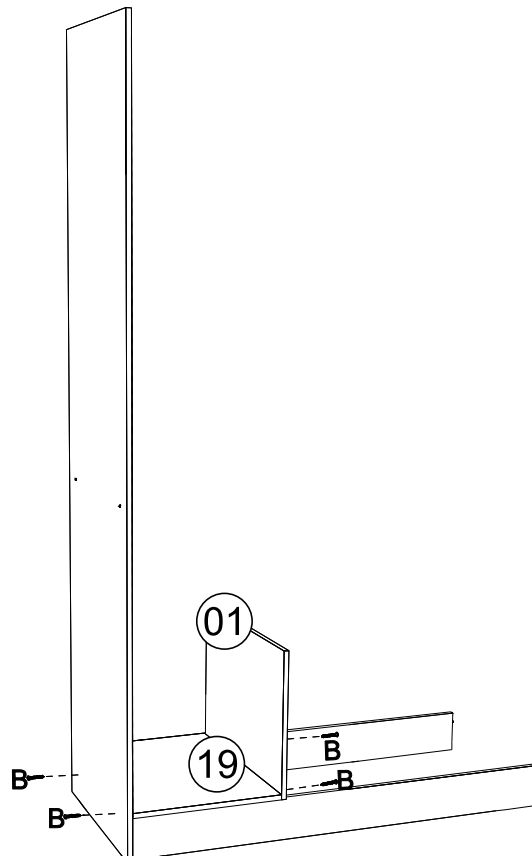


01 → Montagem/Montaje/Assembly

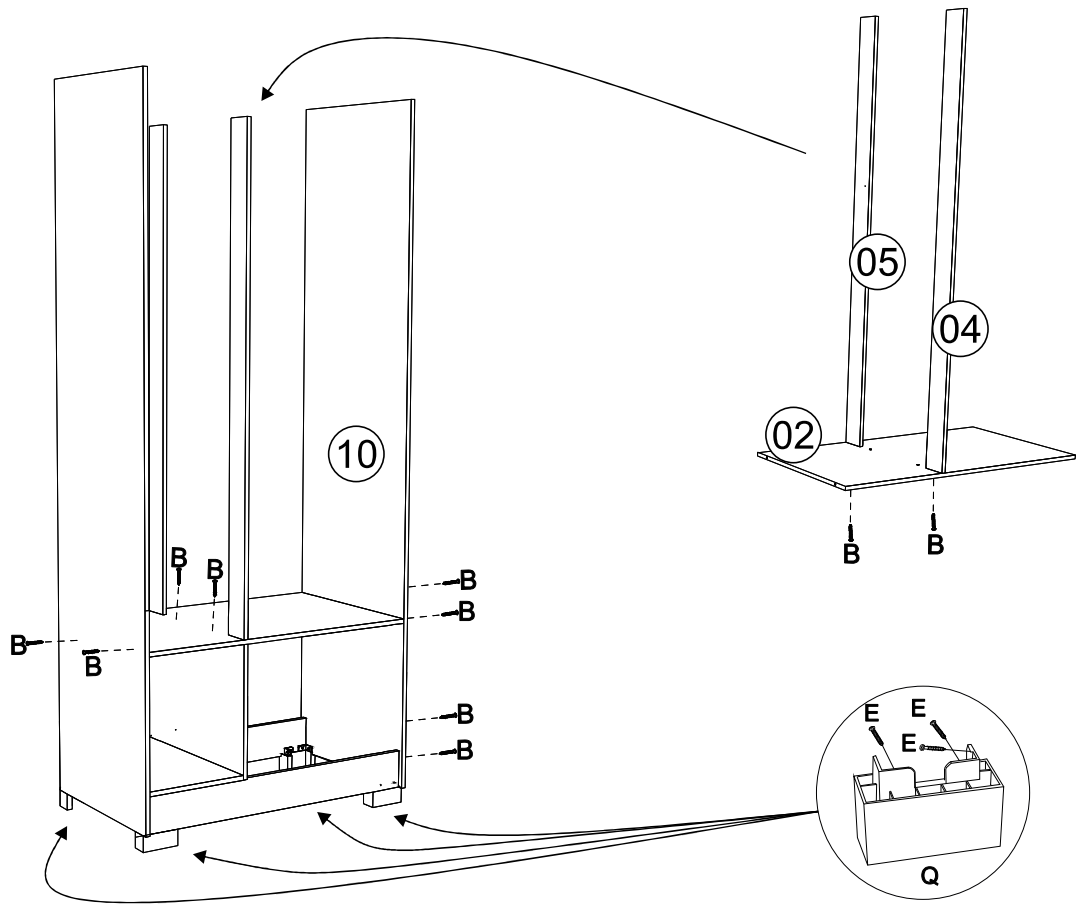
Obs:Roupeiro montado deitado.
Nota: Armario empotrado tumbado.
Note: Fitted wardrobe lying down.



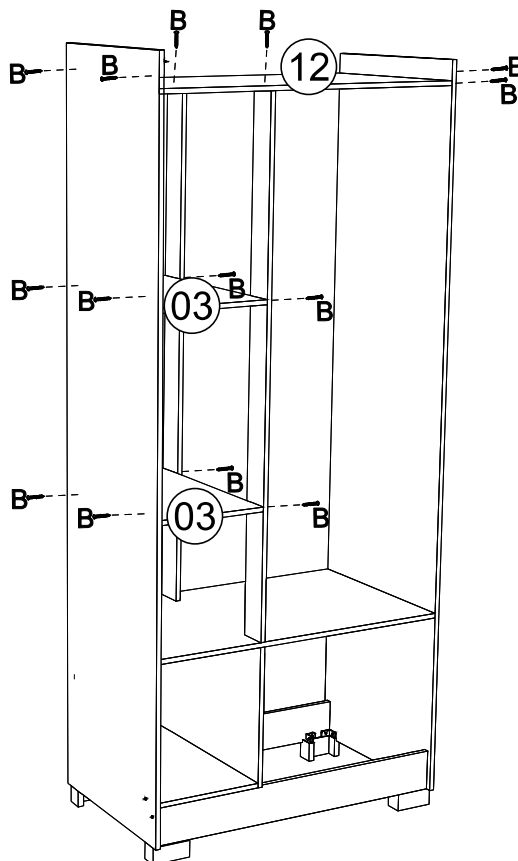
02 → Montagem/Montaje/Assembly



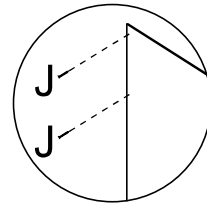
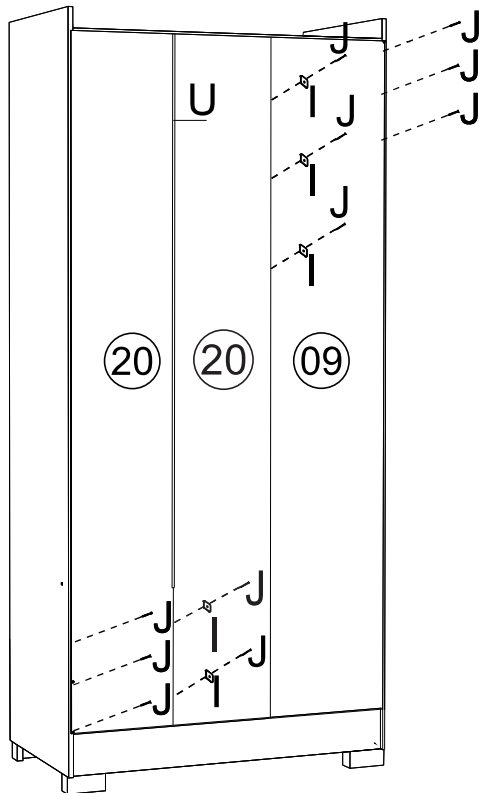
03 Montagem/Montaje/Assembly



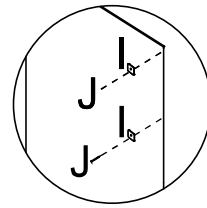
04 Montagem/Montaje/Assembly



05 Montagem/Montaje/Assembly

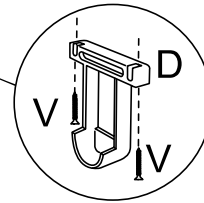
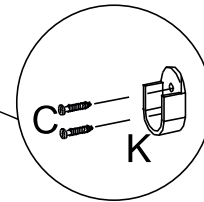
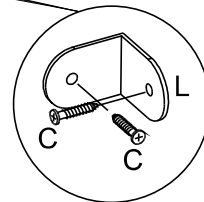
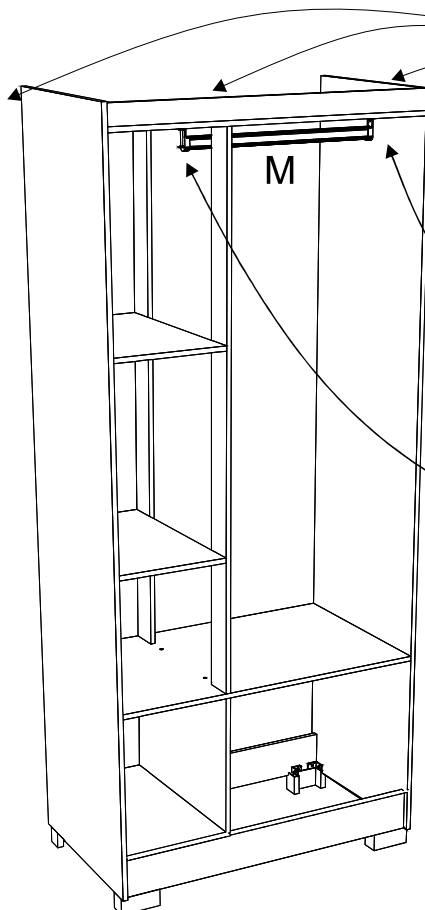


*Colocar um prego (J) a cada 100mm
 *Colocar un clavo cada (J) 100mm
 *Place a nail every (J) 100mm

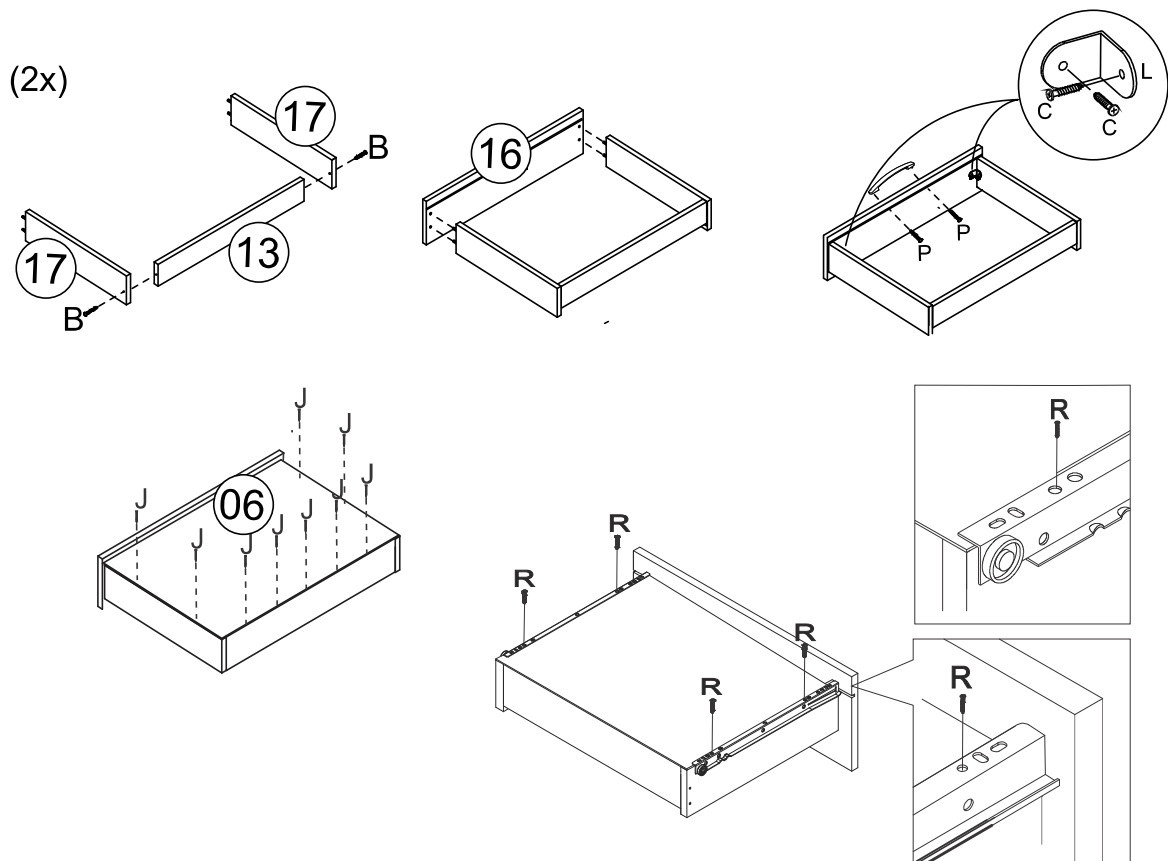


*Usar o prego (J) e a junção (I) a cada 150mm
 *Usar el clavo (J) y la junta (I) cada 150mm
 *Use the nail (J) and the joint (I) every 150mm

06 Montagem/Montaje/Assembly






07 → Montagem/Montaje/Assembly



08 → Montagem/Montaje/Assembly



	Produto para ser aplicado em caso de riscos na superfície.
Giz para madeira	
	Product to be applied in case of scratches on the surface.
Giz para madeira	
	Producto para ser aplicado en caso de rayas en la superficie.
Giz para madeira	